



Sales Purchase Bonus

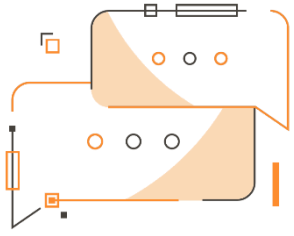
Bonus calculation and settlement in
Microsoft Dynamics 365 Business Central



Sales Purchase Bonus

App for Microsoft Dynamics 365 Business Central

The Sales Purchase Bonus Eos Solutions app allows to calculate and settle customer / vendor bonuses in Microsoft Dynamics 365 Business Central.



Do you need to create contracts and define terms for each customer or hierarchical group? Do you want to manage a periodic bonus forecast? Do you need to allocate the costs related to the maturing bonuses?

How it works

Thanks to the Sales Purchase Bonus (SPB) app you can:

- Create contracts and define terms
- Calculate the amount of bonuses to be paid to your customers or recognized by your vendors
- Allocate the costs related to the maturing bonuses
- Manage a periodic bonus forecast

Quick Guide

Ready in a few steps:

1. Enter the setup
2. Create contracts and terms
3. Let the system calculate allocations
4. Proceed with settlement



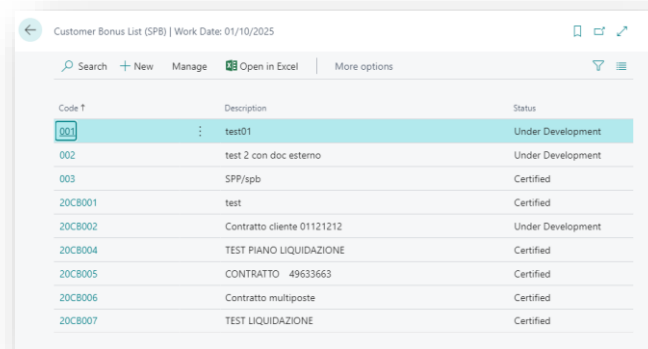
Sales Purchase Bonus - SUMMARY

Press ALT + Q and digit "SPB" for a list of the features involved:



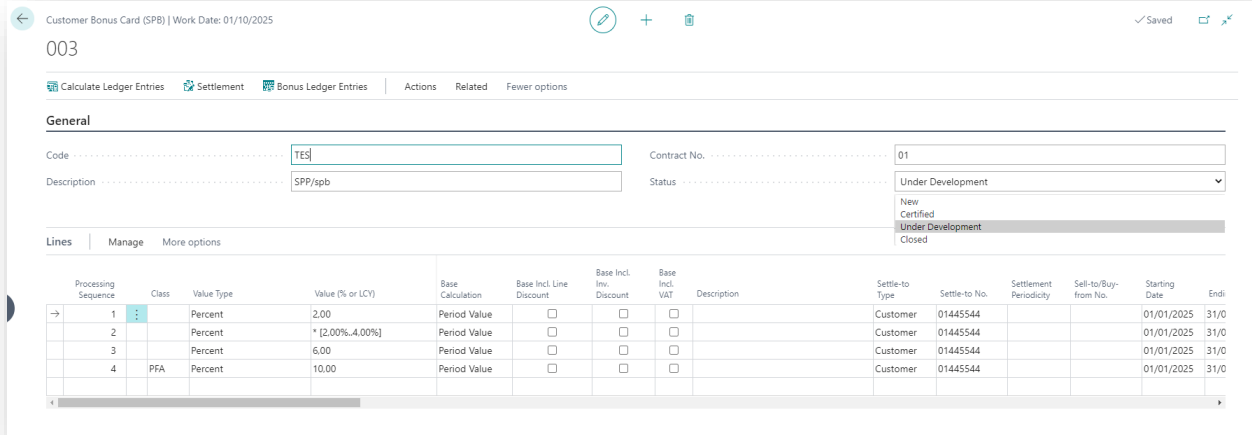
Setup contract lines

From the Customer Bonus List (SPB) select a card by clicking on the Code field:





The bonus card can contain an indefinite number of terms (contract lines). The contractual terms determine the calculation logic to be applied to the entries and its method of settlement.

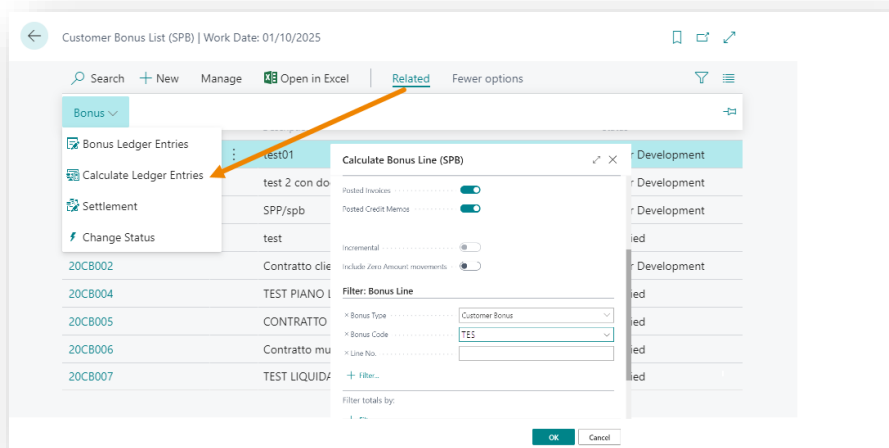


Bonus Card Header

It is only possible to **modify** a contract if it is in the "Under Development" status and it is possible to **calculate and apply the accrued bonuses** only if it is in a "Certified" status

Bonus entries calculation

To calculate bonus entries, we open the Customer / Vendor Bonus List, select one or more lines, and choose Related->Bonus->Calculate Ledger Entries



The calculation can be performed massively or per contract.

Business Central will calculate the tax base of the bonus calculation for all **certified** contracts.

This allows you to view the calculation basis of each contract line and any expected amount if the forecast is handled.

SCHEDA BONUS CLIENTE (SPB) | DATA DEL LAVORO: 31/01/2025

TES

Calcola Movimenti Contabili | Liquidazione | Mov. Contabili Bonus | Azioni | Naviga | Meno opzioni

Generale

Codice TES Nr. contratto

Descrizione Laptop Stato

Righe | Gestione | Riga | Funzioni | Meno opzioni

Sog... incl. IVA	Nr. riga di soglia	Escl... da liqui...	Importo Base (VL)	Importo (VL)	Importo Base Previsto (VL)	Importo Previsto (VL)	Importo residuo (VL)
<input type="checkbox"/>	0	<input type="checkbox"/>	6.830,80	273,23	6.830,80	273,23	273,23
<input type="checkbox"/>	0	<input type="checkbox"/>	16.847,90	589,68	16.847,90	589,68	589,68
<input type="checkbox"/>	0	<input type="checkbox"/>	23.678,70	1.000,00	23.678,70	1.000,00	1.000,00
<input type="checkbox"/>	0	<input type="checkbox"/>	23.678,70	500,00	23.678,70	500,00	500,00

Bonus Settlement

Settlement can be carried out either massively, or by single contract or by single contract line.

Customer Bonus List (SPB) | Work Date: 10/1/2025

Search + New Manage Open in Excel **Related** Fewer options

Bonus ▾

Bonus Ledger Entries

Calculate Ledger Entries

Settlement

Change Status

test01	Certified	
test 2 con doc esterno	Under Development	
SPP/spb	Under Development	
test	Certified	
20CB002	Contratto cliente 01121212	Under Development
20CB004	TEST PIANO LIQUIDAZIONE	Certified
20CB005	CONTRATTO 49633663	Certified
20CB006	Contratto multiposte	Certified
20CB007	TEST LIQUIDAZIONE	Certified

Bonus Settlement (SPB) ↗ ✕

Options

Starting Date (Posting) 1/1/2020 📅

Ending Date (Posting) 12/31/2020 📅

Settlement Type From Setup ▼

Settlement No.

Group by Document ▼

Settle Temporary Entries

Bonus Line/Document/Dimension
 Bonus Line/Dimension

From Setup
 G/L Account
 Charge (Item)

Filter: Bonus Line

× Bonus Type Customer Bonus ▼

× Bonus Code TES ▼

× Line No.

× Class ▼

× Settle-to Type ▼

OK
Cancel

We need to enter:

Field	Description
Starting / Ending Date	posting date range of entries to be settled
Settlement Type	<ul style="list-style-type: none"> From setup: bonus are settled on the G/L accounts or item charge indicated in setup. G/L Account / Item Charge: you must enter the G/L account number or item charge code in the "Settlement No." field
Settle Temporary Entries	original movements in the liquidation plan, temporary entries represent "provisional" bonuses, usually dependent on additional conditions.



Modify amounts

From the journal you can change the amount of the bonuses, the change automatically updates the temporary settlement document. Deleting a bonus line deletes the reference document.

The screenshot displays the 'Customer Bonus Matching (SPB)' interface. At the top, there are navigation icons (back, edit, add, delete) and a 'Saved' status indicator. Below the title, there is a 'Match' button and a 'Filtri' dropdown menu. The main content is a table titled 'Customer Bonus Settlement Journal (SPB)' with 'Manage' and 'More options' buttons. The table contains the following data:

Entry Type	Bonus Type	Bonus Code	Description	Bonus Line No.	Posting Date	Document No.	Document Line No.	Attached Document No.	Amount (LCY)	Dimension Set ID	Ma... Mat... Co...	Settlement Original Amount	External Document	Dc Ty1
→ Settlement	Customer B...	002		20000	1/31/2025	NC23-102002	1	NC23-1020...	80,633.18	0	<input checked="" type="checkbox"/>	80,633.18	<input checked="" type="checkbox"/>	
Settlement	Customer B...	002		20000	1/31/2025	25-00005	10000	25-00005	3,414.66	0	<input checked="" type="checkbox"/>	3,414.66	<input type="checkbox"/>	
Settlement	Customer B...	002		30000	1/31/2025	23-FX010001	1015		120,949.77	0	<input type="checkbox"/>	0.00	<input checked="" type="checkbox"/>	
Settlement	Customer B...	002		30000	1/31/2025	22-V010002	10000	1015	5,121.98	0	<input type="checkbox"/>	0.00	<input type="checkbox"/>	
Settlement	Customer B...	002		30000	1/31/2025	RIF LETTERA	1		4,558.03	0	<input type="checkbox"/>	0.00	<input checked="" type="checkbox"/>	
Settlement	Customer B...	003		10000	1/31/2025	22-V010002	10000	1016	8,059.40	0	<input type="checkbox"/>	8,059.40	<input type="checkbox"/>	
Settlement	Customer B...	003		10000	1/31/2025		0		7,759.40	0	<input type="checkbox"/>	0.00	<input type="checkbox"/>	
Settlement	Customer B...	003		10000	1/31/2025		0		7,318.22	0	<input type="checkbox"/>	0.00	<input type="checkbox"/>	
Settlement	Customer B...	003		20000	1/31/2025	22-V010002	10000	1017	3,617.64	0	<input type="checkbox"/>	3,617.64	<input type="checkbox"/>	
Settlement	Customer B...	003		20000	1/31/2025		0		3,117.64	0	<input type="checkbox"/>	0.00	<input type="checkbox"/>	
Settlement	Customer B...	20CB001		10000	1/1/2025	1234567890	1000		-100.00	0	<input type="checkbox"/>	0.00	<input checked="" type="checkbox"/>	



Subscription

Some features of the Sales Purchase Bonus app require a subscription.

The subscription can be activated from Subscription control panel or directly from the notification messages that the system proposes, by clicking on the link that allows you to start the subscription wizard

Contact us for more info:

www.eos-solutions.it/en/contact-support.html



www.eos-solutions.it