



TRANSPORT COSTS

CALCULATE THE TRANSPORT COSTS INCURRED FOR THE SHIPMENT / RECEIPT OF GOODS
IN MICROSOFT DYNAMICS 365 BUSINESS CENTRAL



The
future
behind

www.eos-solutions.it/en/transport-costs.html



Transport Costs

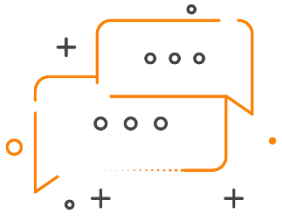
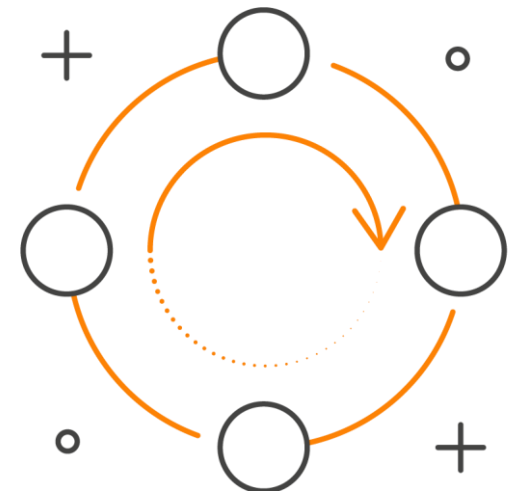
App for Microsoft Dynamics 365 Business Central



DO YOU WANT TO CALCULATE TRANSPORT COSTS DIRECTLY FROM THE SALES/PURCHASE ORDER?
DO YOU NEED THE COST SUMMARY BY DOCUMENT/PERIOD?

DO YOU WANT TO BE ABLE TO MANUALLY CHANGE CALCULATED COSTS? WOULD YOU LIKE TO BRING THE COSTS CALCULATED FROM QUOTE TO BALANCE?

The Eos Solutions **Transport Costs (ETC)** app allows you to **calculate the transport costs** incurred for the shipment / receipt of goods directly from Microsoft Dynamics Business Central documents



Here is a list of the features involved



Tell me what you want to do



etc

Go to Pages and Tasks

Show less (3)

- > Shipping Price (ETC) Lists
- > Additional Charge (ETC) Lists
- > Shipping Price Type (ETC) Lists
- > Transport Cost Setup (ETC) Administration
- > Document Shipping Prices (ETC) Tasks
- > Shipping Prices Settlement (ETC) Tasks
- > Calc. CWS Shpt. Trasp. Cost (ETC) Tasks

- > Calc. Purch Rcpt. Trasp. Cost (ETC) Tasks
- > Calc. Sales Shpt. Trasp. Cost (ETC) Tasks
- > Calc. Trasp Shpt. Trasp. Cost (ETC) Tasks
- > Calc. Purch Orders Trasp. Cost (ETC) Tasks
- > Calc. Trasp Orders Trasp. Cost (ETC) Tasks
- > Calc. Sales Orders Trasp. Cost (ETC) Tasks
- > Calc. Sales Orders Trasp. Cost (ETC) Tasks
- > Shipping Prices Settlement Setup (ETC) Administration
- > Calc. Purch Return Orders Trasp. Cost (ETC) Tasks

Tasks

Tasks

Tasks

Tasks

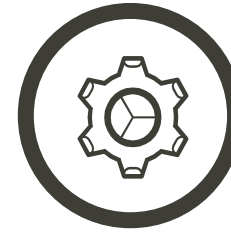
Tasks

Tasks

Tasks

Administration

Tasks



Enter the setup

for the shipping areas, the types of shipping price lists, the additional charges and the master data



Create

the shipping price lists specific for areas/shippers/services defined before



Let the system calculate the costs

then run the settlement

ALT + Q and ETC

Press ALT + Q and digit "ETC" for a list of the features involved.

Setup

Shipping Price Type - | Work Date: 1/1/2025

Search + New Edit List Delete Open in Excel

Code ↑	Description	Price Type	Order Calculation	Shippi... Calcul...	Invoice Calcul...
→ KM	Km viaggio	KM	<input checked="" type="checkbox"/>	<input checked="" type="checkbox"/>	<input checked="" type="checkbox"/>
NR_BANCALI	Nr. di bancali	Pallet Number	<input checked="" type="checkbox"/>	<input checked="" type="checkbox"/>	<input checked="" type="checkbox"/>
NR_COLLI	Nr. di colli	Parcel Number	<input checked="" type="checkbox"/>	<input checked="" type="checkbox"/>	<input checked="" type="checkbox"/>
ORE	Quantità ore	Hours	<input checked="" type="checkbox"/>	<input checked="" type="checkbox"/>	<input checked="" type="checkbox"/>
PESO_LORDO	Peso lordo in kg	Gross Weight	<input checked="" type="checkbox"/>	<input checked="" type="checkbox"/>	<input checked="" type="checkbox"/>
PESO_NETTO	Peso netto in kg	Net Weight	<input checked="" type="checkbox"/>	<input checked="" type="checkbox"/>	<input checked="" type="checkbox"/>

Shipping Areas | Work Date: 1/1/2025

Search + New Edit List Delete Open in Excel

Area Code ↑	Description	From Location Code Area	Country Filter	Territory Filter	County Filter	USAT City Filter	Post Code Filter	Customer Filter
→ CLI_20000		<input type="checkbox"/>			GE			20000
CLI_20000_2		<input type="checkbox"/>			CR			20000
CLI_60000	Cliente 60000	<input type="checkbox"/>						60000
CREMONA	Cremona	<input type="checkbox"/>						10000
GENOVA	Genova	<input type="checkbox"/>			GE			
LOMBARDIA	Lombardia	<input type="checkbox"/>		LO				
MAG_BIANCO	Magazzino Bianco	<input checked="" type="checkbox"/>					90100	
MAG_BLU	Magazzino Blu	<input checked="" type="checkbox"/>					16100	
USA	USA	<input type="checkbox"/>	US					
VERONA	Verona CAP	<input type="checkbox"/>					37010,37170	

In order, for the system, to correctly calculate the transport costs, it is necessary to first **fill in the setups for additional charges, the shipping agents and the shipping price lists.**

In particular we can calculate the transport costs based on:

- miles of travel
- number of pallets
- type parcels
- hours of travel
- gross / net weight of the goods to be shipped

It is however possible to insert further types if necessary.

In the Shipping Price card from Related-> Price-> Areas definition **it is possible to set the departure and shipping areas** related to the shipping price list for all the routes agreed with the shipper.

It is necessary to define the departure area from the company's warehouse by ticking the option "From Location Code Area"

Shipping Price Card

...ing Price Card - | Work Date: 1/1/2025

DHL · DHL Systems, Inc.

Related

General

Shipping Price Code: Version Nos.:

Description: Weight / Cubage Con...:

Order Calculation: Currency Code:

Shipping Calculation: Active Version:

Invoice Calculation: Last Date Modified:

Calculation Type: Status:

Area Calculation Type:

Line Detail (Service) >

Transport Cost (Area) | Manage

Starting Area Code T	Destination Area Code T	Shipping Agent Service Code T	Price Type Code	Shipping Price Code T	Priority T	Starting Date	Ending Date	Version Code T	Tour Code T
→ MAG_BLU	CLL_20000		PESO_LORDO	DHL	0				
MAG_BLU	CLL_20000_2		PESO_LORDO	DHL	0				
MAG_BLU	CLL_60000		PESO_LORDO	DHL	0				
MAG_BLU	CREMONA		PESO_LORDO	DHL	0				
MAG_BLU	CREMONA	24 ORE	PESO_LORDO	DHL	0				
MAG_BLU	CREMONA	STANDARD	PESO_LORDO	DHL	0				
MAG_BLU	GENOVA	24 ORE	PESO_LORDO	DHL	0				
MAG_BLU	GENOVA	STANDARD	PESO_LORDO	DHL	0				
MAG_BLU	LOMBARDIA		PESO_LORDO	DHL	0				
MAG_BLU	USA		PESO_LORDO	DHL	0				
MAG_BLU	VERONA		PESO_LORDO	DHL	0				
MAG_R11	VERONA	24 ORE	PESO_LORDO	DHL	0				

Line Detail (Area) | Manage

Minimum Quantity T	Unit Price	Rounding Factor	Amount Minimum
→	0	1.00	0.00

Additional charges | Manage

Additional Charge Code T	Starting Date T	Description	Quantity Type	Unit Price	Amount %	Tariff %	Amount Minimum	Rounding Factor	Fixed	Unique for Delivery	Ending Date
→ ASSICURATA		Merce assicurata	Customer	0.00	10.00	0.00	5.00	0	<input type="checkbox"/>	<input type="checkbox"/>	
PIANO		Consegna al piano		0.00	0.00	5.00	0.00	0	<input type="checkbox"/>	<input type="checkbox"/>	
SPONDA		Consegna/ritiro con sponda idraulica	Gross Weight	2.00	0.00	0.00	10.00	0	<input type="checkbox"/>	<input type="checkbox"/>	
URGENTE		Consegna urgente		5.00	0.00	0.00	0.00	0	<input type="checkbox"/>	<input type="checkbox"/>	

Header

After inserting the information requested on the card you can set its status:

New: newly created price list.

Under Development: the shipping price is being edited. It cannot be used for calculations.

Certified: the shipping price can generate transport cost calculations.

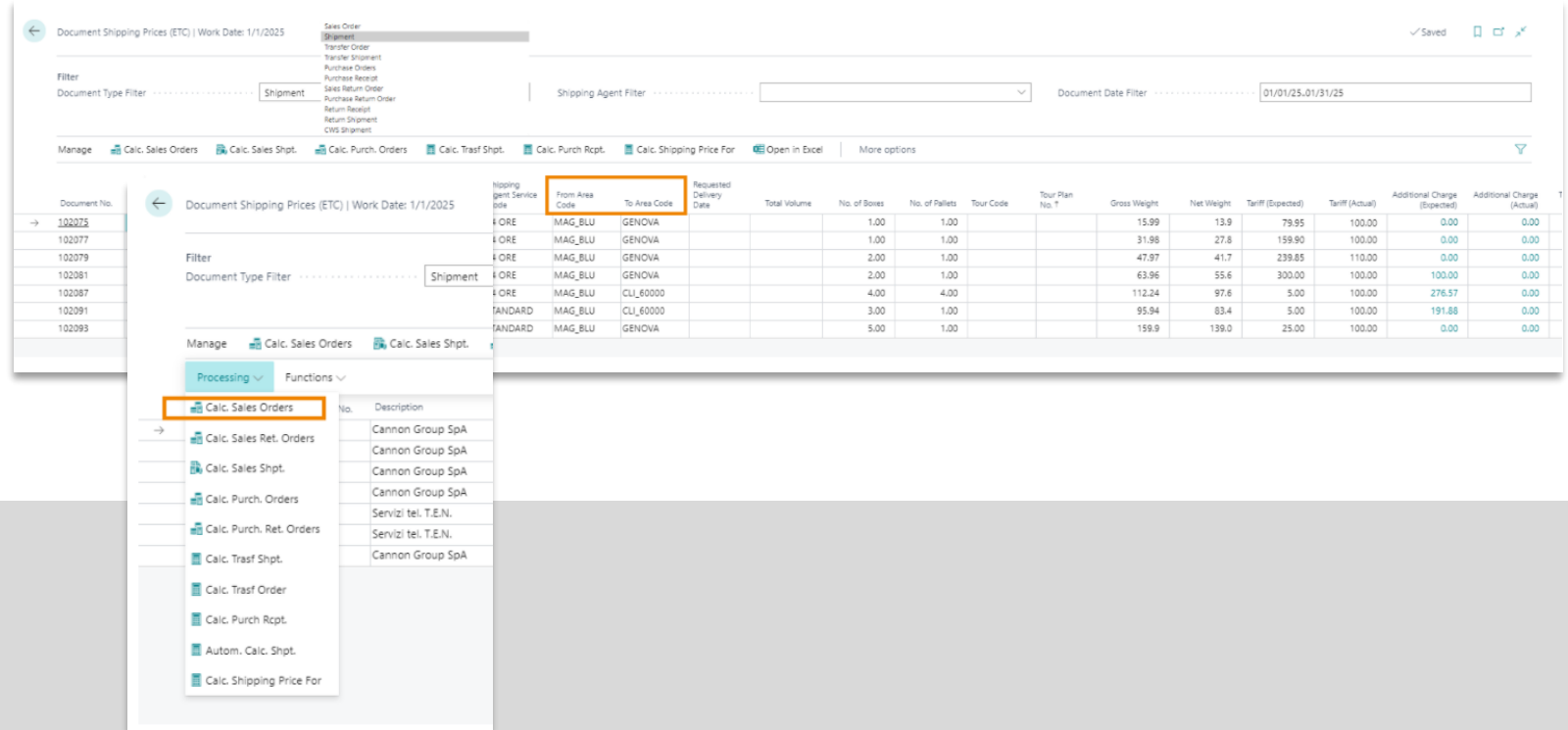
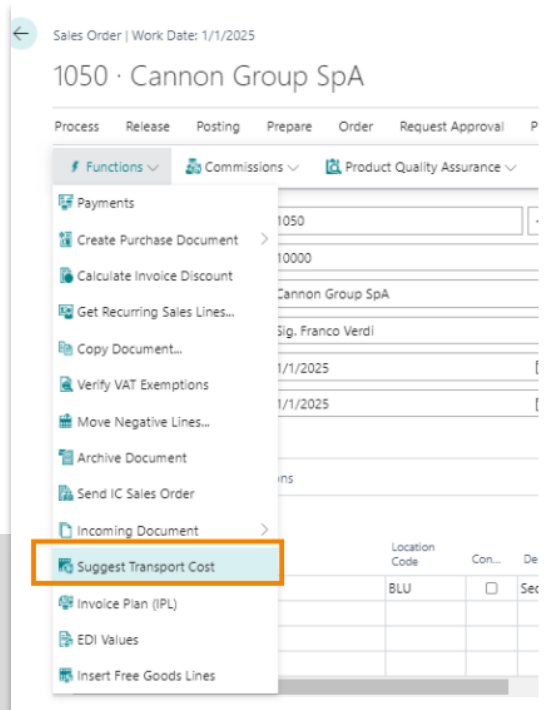
Closed: it cannot be used, nor modified, but is kept in history.

Lines

On the lines of the shipping price, we define the details of Transport Costs

- for each service offered by the shipper (e.g., standard delivery, 24-hour delivery, etc.)
- according to the departure and arrival areas

Transport cost calculation on orders



From Actions-> Functions-> Suggest transport costs, **the system proposes the shippers for which there is a Shipping price compatible with the areas on the document.**

After posting the shipment we open the Document Shipping Prices (ETC). You can filter the report by Shipping Agent if necessary.

From Actions->Processing you can calculate the Transport Costs on Shipments, Purchase and Sales Orders, Transfer Orders / Shipments.

Transport Costs Settlement

Shipping Prices Settlement (ETC) | Work Date: 1/1/2025 ✓ Saved

Filter
Shipping Agent Code: **DHL** Document Date Filter: 01/01/25..01/31/25

Settlement totals
Invoice Amount: Spread Type: Weight

Manage **Apply spread** **Set Status to Definitive** Reopen Transport costs Update Actual form Expected Create Purchase Invoice Open in Excel More options

Document Type ↑	Document No.	Sell-to Customer No.	Description	Document Date ↑	Shipping Agent Code	Shipping Agent Service Code	Tour Code	Tour Plan No. ↑	Gross Weight	Net Weight	Tariff (Expected)	Tariff (Actual)
→ Shipment	102075	10000	Cannon Group SpA	1/1/2025	DHL	24 ORE			15.99	13.9	79.95	100.00
Shipment	102077	10000	Cannon Group SpA	1/1/2025	DHL	24 ORE			31.98	27.8	159.90	100.00
Shipment	102079	10000	Cannon Group SpA	1/1/2025	DHL	24 ORE			47.97	41.7	239.85	110.00
Shipment	102081	10000	Cannon Group SpA	1/1/2025	DHL	24 ORE			63.96	55.6	300.00	100.00
Shipment	102087	60000	Servizi tel. T.E.N.	1/1/2025	DHL	24 ORE			112.24	97.6	5.00	100.00
Shipment	102091	60000	Servizi tel. T.E.N.	1/1/2025	DHL	STANDARD			95.94	83.4	5.00	100.00
Transfer Shipment	108007		Magazzino bianco	1/1/2025	DHL	STANDARD			79.95	69.5	110.00	8.45
Purchase Receipt	107052		Supermercato del legno S.p.A.	1/1/2025	DHL	STANDARD			12.792.0	11,120.0	10.00	1,352.64

Expected	Actual
Total Tariff 909.70	Total Tariff 1,971.09
Total Add. Charges 568.45	Total Add. Charges
Total 1,478.15	Total 1,971.09

Let's open the Shipping Prices Settlement (ETC) and filter by month (January) and Shipping Agent (DHL):

The details of the transport costs for the different types of documents are visible and the total cost is shown below.

Costs can be changed manually.

If DHL sends us an invoice with an amount higher than that calculated by the system, we enter this amount in the "Invoice amount" field and choose in the " Spread Type" field how to spread the difference on the costs already calculated.

Finally, we press Apply spread.

Transport Costs

App for Microsoft Dynamics 365 Business Central

SUBSCRIPTION

Some features of the Transport Costs app require a subscription. The subscription can be activated from Subscription control panel or directly from the notification messages that the system proposes, by clicking on the link that allows you to start the subscription wizard

Contact us for more info:

www.eos-solutions.it/en/contact-support.html



www.eos-solutions.it